



# **CTS International Logistics**

**2019-02-18~22. Singapore**

USD 1.5 Billion in terms of Sales  
Revenue(2017)

3,700 Employees in China, USA, Germany,  
and Singapore

Registered Capital: RMB 1 Billion



CTS Headquarters in Shanghai

## **Majority Shareholder (51%)**

China Cheng Tong is a central government enterprise directly under the auspices of the State Owned Asset Commission of the State Council, China

Full fledged logistics services entailing freight forwarding, projects, contract logistics & warehousing, rail services and supply chain trading

Wide coverage with + 60 subsidiaries in all gateways and major cities in the hinterland of China and Hong Kong

Own overseas offices in the USA, Singapore and Germany

Among the top 10 largest freight forwarders in China (2017)

## Presence in China

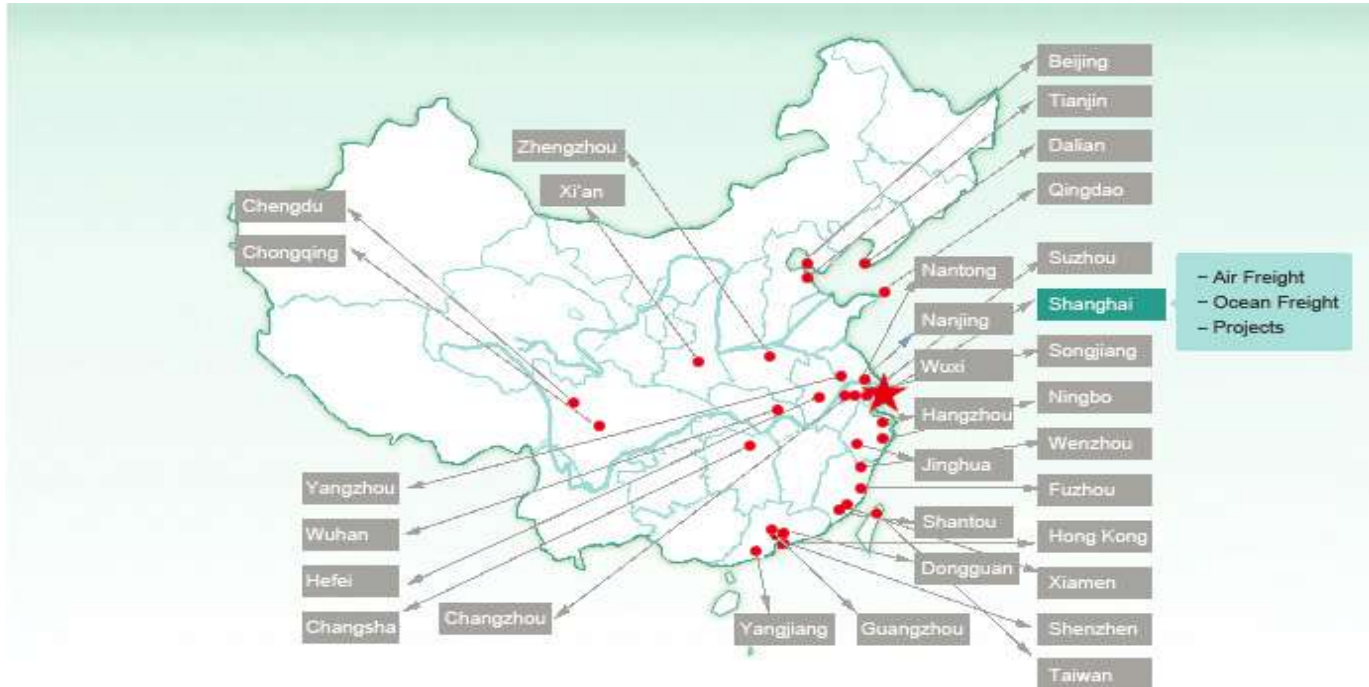
**Corporate Headquarters:** Shanghai, China

**Subsidiaries:** + 60 in China and Hong Kong

Presence in all major gateways

Steady expansion into the interior of China, the latest branch office being the city of Kunming, Yunnan province







**Air Transport  
Sales Agency  
Services**



**IATA**



**NVOCC**



**Certificate of  
Customs  
Declaration &  
Inspection**



**ISO  
9001:2015**



**ISO  
14001:2015**



**TAPA**



**AEO  
Certificate**



**C-TPAT**

2017 Airfreight ranking in China: No. 4

2017 Annual Airfreight Volume: 380,000 (ton)

Nationwide buying power and key sales agents for all major carriers

Presence and strong operation capabilities at all major Chinese gateways

Quality and rich products cover all over the world  
cargo charter flights ( scheduled & ad hoc)



# Lift Capacity - Airfreight

Main Airport	Airlines	Volume/Month
Hongkong	QR TK SV ET RU CX SQ NH MU RH 5J BA CV SA	5000T
Guangzhou	TK QR SV ET CZ NH LH	1500T
Shenzhen	CI BR PO UPS CA CK	2000T
Xiamen	CV CX CI MF	2500T
Shanghai	TK EK CK CZ CA LH RU Y8 SQ NH CX PO	6000T
Zhengzhou	RU CV 7L CX	1500T
Beijing	CA SQ CV RU UA AA HU CX	5000T

# Lift Capacity - Airfreight

Region	Departure	Advantage Airlines	Volume/Month
Export to Europe	Hongkong	RU TK QR SQ CX	1500T
	Guangzhou	CZ LH NH QR TK	600T
	Xiamen	CV CX NH	800T
	Shanghai	CK CZ CA LH RU	2500T
	Zhengzhou	RU 7L	800T



# Lift Capacity - Airfreight

Region	Departure	Advantage Airlines	Volume/Month
Export to India & Pakistan	Hongkong	CX SQ ET QR 9W	950T
	Guangzhou	ET CZ NH	100T
	Shenzhen	UW SQ	200T
	Shanghai	MU SQ NH TG	400T

# Lift Capacity - Airfreight

Region	Departure	Advantage Airlines	Volume/Month
Export to North America	Hongkong	CX CV NH TK	750T
	Guangzhou	CZ NH CI PO	350T
	Xiamen	MF CX NH CI	600T
	Shenzhen	CA CI PO KE	450T
	Shanghai	CK CZ CA RU UA	1600T

# Lift Capacity - Airfreight

Region	Departure	Advantage Airlines	Volume/Month
Export to South America	Hongkong	QR CV BA TK	250T
	Guangzhou	CZ NH	70T
	Xiamen	KA CV	50T
	Shanghai	CK CZ PO UA	400T

# Lift Capacity - Airfreight

Region	Departure	Advantage Airlines	Volume/Month
Export to Australia	Hongkong	CX QF SQ VS HX	200T
	Guangzhou	CZ SQ NH	120T
	Shenzhen	HU CZ	80T
	Xiamen	MF MH TG CX	60T
	Shanghai	MU SQ NH MH	350T

# Lift Capacity - Airfreight

Region	Departure	Advantage Airlines	Volume/Month
Export to Southeast Asia	Hongkong	CX NH MH 5J HX CX	1550T
	Guangzhou	CZ NH CI	300T
	Shenzhen	CI UW SQ PO UPS	450T
	Xiamen	MF CX CI NH	600T
	Shanghai	CK CA SQ NH PO CX	1300T

# Lift Capacity - Airfreight

Region	Departure	Advantage Airlines	Volume/Month
Export to Africa	Hongkong	TK QR ET SA EK CV	1200T
	Guangzhou	TK QR ET	350T
	Shanghai	TK EK	300T
	Xiamen	CV	40T

# Lift Capacity - Airfreight

Region	Departure	Advantage Airlines	Volume/Month
Export to Central Asia	Hongkong	RU TK QR W5 HX 7L CV 7C	600T
	Guangzhou	TK QR SV	150T
	Shanghai	TK RU	250T

# Lift Capacity – Main Airport in China

Main Airport	Airlines	Volume/Month
Hongkong	QR TK SV ET RU CX SQ NH MU RH 5J BA CV SA	5000T
Guangzhou	TK QR SV ET CZ NH LH	1500T
Shenzhen	CI BR PO UPS CA CK	2000T
Xiamen	CV CX CI MF	2500T
Shanghai	TK EK CK CZ CA LH RU Y8 SQ NH CX PO	6000T
Zhengzhou	RU CV 7L CX	1500T
Beijing	CA SQ CV RU UA AA HU CX	5000T



# Lift Capacity – Export to Europe

Region	Departure	Airline	Flight	Route	Volume/Month
Europe	Hongkong	RU	Daily Cargo Plane	HKG-AMS/FRA/MXP	200T
		TK	1457 Cargo Plane	HKG-IST-EU	300T
		QR	Cargo Plane	HKG-DOH-EU	100T
		SQ	Daily Passenger/Cargo Plane	HKG-SIN-EU	100T
		CX	Daily Passenger Plane	HKG-EU	200T
	Guangzhou	CZ	Daily Cargo Plane	CAN-AMS/FRA/STN	200T
		LH	1346 Cargo Plane	CAN-FRA	80T
		QR	146 Cargo Plane	CAN-DOH-EU	40T
		TK	1457 Cargo Plane	CAN-IST-EU	60T
	Xiamen	CV	4.6 Cargo Plane	XMN-LUX	300T
	Shanghai	CK	Daily Cargo Plane	PVG-FRA/AMS	350T
		CZ	Daily Cargo Plane	PVG-FRA/AMS	250T
		CA	Daily Cargo Plane	PVG-FRA/AMS	150T
		LH	Daily Cargo Plane	PVG-FRA/VIE	150T
		RU	Daily Cargo Plane	PVG-AMS/FRA/MXP/CDG	300T
Zhengzhou	RU	134567 Cargo Plane	CGO-SVO/AMS/FRA/MXP	300T	
	7L	1356 Cargo Plane	CGO-???	200T	

**Total: 2980T/Month**

# Lift Capacity – Export to North America

Region	Departure	Airline	Flight	Route	Volume/Month
North America	Hongkong	CX	Daily Passenger/Cargo Plane	HKG-NA	200T
		CV	Daily Cargo Plane	HKG-LAX/ORD	150T
		NH	Daily Passenger/Cargo Plane	HKG-NRT-NA	80T
		TK	Daily Passenger/Cargo Plane	HKG-IST-NA	120T
	Guangzhou	CZ	Daily Cargo Plane	CAN-LAX	200T
		NH	Daily Passenger/Cargo Plane	CAN-NRT-NA	150T
		CI	Daily Passenger/Cargo Plane	CAN-TPE-NA	50T
		PO	2457 Cargo Plane	CAN-ICN-NA	40T
	Xiamen	MF	Daily Passenger Plane	XMN-LAX/YVR	180T
		KA	Daily Passenger/Cargo Plane	XMN-HKG-NA	200T
		NH	2457 Cargo Plane	XMN-NRT-NA	150T
	Shanghai	CK	Daily Cargo Plane	PVG-LAX/ORD/ATL	250T
		CZ	Daily Cargo Plane	PVG-LAX/ORD	200T
		CA	Daily Cargo Plane	PVG-LAX/ORD/JFK	100T
		RU	Daily Cargo Plane	PVG-LAX/ORD	150T
		Y8	Daily Cargo Plane	PVG-ORD	120T
Shenzhen	CA	14 Passenger Plane	SZX-LAX	40T	
	CI	345 Cargo Plane	SZX-TPE-NA	100T	

**Total: 1780T/Month**

# Lift Capacity – Export to South America

Region	Departure	Airline	Flight	Route	Volume/Month
South America	Hongkong	QR	26 Cargo Plane	MFM-MEX/GDL	100T
		CV	16 Cargo Plane	HKG-MEX/GDL/LUX-SA	80T
		BA	Daily Passenger/Cargo Plane	HKG-MAD-SA	50T
		TK	Daily Passenger/Cargo Plane	HKG-IST-MEX/BOG/EZE...	60T
	Guangzhou	CZ	Daily Cargo Plane	CAN-LAX-SA	50T
		NH	Daily Passenger/Cargo Plane	CAN-NRT-MEX/LAX-SA	40T
	Xiamen	KA	Daily Passenger/Cargo Plane	XMN-HKG-MIA-SA	50T
	Shanghai	CK	Daily Cargo Plane	PVG-LAX-SA	80T
		CZ	Daily Cargo Plane	PVG-LAX-SA	50T
		PO	Daily Cargo Plane	PVG-LAX-SA	30T
UA		Daily Cargo Plane	PVG-LAX/EWR-SA	20T	

**Total: 610T/Month**

# Lift Capacity – Export to Australia

Region	Departure	Airline	Flight	Route	Volume/Month
Australia	Hongkong	CX	Daily Passenger/Cargo Plane	HKG-SYD/MEL/ADL/BNE/PER/CNS/AKL/CHC	50T
		QF	Daily Passenger/Cargo Plane	HKG-SYD/MEL/BNE	30T
		SQ	Daily	HKG-SIN-BNE/PER/MEL/SYD/OOL/AKL/CHC/ADL/DRW/CNS	50T
		VS	Daily	HKG-MEL (SYD start from July 2018)	20T
		HX	Daily Cargo Plane	HKG-SYD/MEL/BNE/OOL/CNS/AKL	20T
	Guangzhou	CZ	Daily Passenger/Cargo Plane	CAN-SYD/MEL/CHC/BNE/PER/ADL/AKL	40T
		SQ	Daily Passenger/Cargo Plane	CAN-SIN-BNE/PER/MEL/SYD/OOL/AKL/CHC/ADL/DRW/CNS	20T
		NH	Daily Passenger/Cargo Plane	CAN-NRT-SYD/MEL/PER/BNE/ADL/OOL	40T
	Shenzhen	HU	Several Flights/week	SZX-BNE/AKL/CNS	20T
		CZ	3 Flights/week	SZX-SYD/MEL	20T
	Xiamen	MF	Several Flights/week	XMN-SYD/MEL	50T

**Total: 360T/Month**

# Lift Capacity – Export to India & Pakistan

Region	Departure	Airline	Flight	Route	Volume/Month
India & Pakistan	Hongkong	CX	Daily Passenger/Cargo Plane	HKG-BOM/DEL/MAA/CCU/BLR/HYD/DAC	50T
		SQ	Daily Passenger/Cargo Plane	HKG-SIN-BOM / BLR/ DEL / MAA / CMB / DAC	50T
		ET	Daily Cargo Plane	HHKG-BOM/MAA/BLR	50T
		QR	Daily Passenger/Cargo Plane	HKG-DOH-DEL/BOM/MAA/BLR/HYD/CCU/DAC/KHI/LHE	50T
		9W	Daily	HKG-DEL/BOM/MAA/HYD/BLR/CCU/AMD	20T
		Charter Flight	5 Flights/week Cargo Plane	Many charter flights from HK, CTS has best shipping space. Charter Flight	100T
	Guangzhou	ET	1.4 Cargo Plane	CAN-BOM	30T
		CZ	Daily Passenger Plane	CAN-DEL/DAC	20T
	Shenzhen	UW	Daily	SZX-WUH-DEL/BOM/MAA/BLR/DAC/KTM	50T
	Shanghai	MU	Daily Passenger Plane	PVG-DEL/CMB	60T
SQ		Daily Passenger/Cargo Plane	PVG-DEL/BOM	40T	

**Total: 420T/Month**

# Lift Capacity – Export to Southeast Asia

Region	Departure	Airline	Flight	Route	Volume/Month
Southeast Asia	Hongkong	CX	Daily Passenger/ Cargo Plane	HKG-CGK/KUL/MNL/BKK/DPS/ SUB/PEN/CEB/SGN/HAN/SIN	400T
		NH	Daily Passenger/ Cargo Plane	HKG-NRT-ICN/CGK/MNL/KUL/ BKK/HKG/SGN/SIN/TPE	150T
		MH	Daily	HKG-KUL-	200T
		5J	Daily	HKG-MNL/SIN	150T
		HX	Daily Cargo Plane	HKG-HAN/SGN/BKK/TPE/SIN/ NRT/KIX/DPS/SPN	150T
	Guangzhou	CZ	D3.5 Cargo Plane	CAN-SGN/HAN	50T
		NH	Daily Passenger/ Cargo Plane	HKG-NRT-ICN/CGK/MNL/KUL/ BKK/HKG/SGN/SIN/TPE	60T

# Lift Capacity – Export to Southeast Asia

Region	Departure	Airline	Flight	Route	Volume/Month
Southeast Asia	Shenzhen	CI	Daily	SZX-TPE-SIN/KUL/BKK/CGK/MNL/SGN/PNH/RGN/PEN/SUB/DPS/ROR/HAN	30T
		UW	D123456 Cargo Plane	SZX-KUL	20T
	Shanghai	CK	Daily Passenger Plane	PVG-ICN/SIN/BKK/TPE/HKG	450T
		CA	Daily Passenger Plane	PVG-TPE/KIX	120T
		SQ	Daily Passenger/Cargo Plane	PVG-SIN	80T
		NH	Daily Passenger Plane	SHA-NRT	60T
		PO	Daily Passenger/Cargo Plane	PVG-NRT	90T
CX	Daily Passenger/Cargo Plane	PVG/SHA-HAN/TPE.....	150T		

**Total: 2160T/Month**

# Lift Capacity – Export to Africa

Region	Departure	Airline	Flight	Route	Volume/Month
Africa	Hongkong	TK	Daily Passenger/ Cargo Plane	HKG-IST-JNB/CPT/DUR/ ACC/MPM/LOS/KAN/DSS/ ALG/DLA/FIH/NBO/LBV/EBB	350T
		QR	Daily Passenger/ Cargo Plane	HKG-DOH-JNB/CPT/CMN/ACC/ ADD/ALG/EBB/KGL/MPM/NBO/WDH	550T
		ET	Daily Cargo Plane	HKG-ADD-JNB/CPT/ABV/ACC/ DSS/DAR/FBM/LOS/LUN/GBE/ JIB/JUB/LBV/NIM	200T
		SA	Daily Passenger Plane	HKG-JNB-CPT/DUR/ELS/PLZ/ MPM/HRE/NBO/WDH/LUN/ EBB/DAR/LAD/FIH/ACC	50T
		EK	Daily Passenger Plane	PVG-DXB-NBO/CMN/EBB/LOS/ DAR/ADD/JNB/CAI/ALG	100T
		CV	Daily Cargo Plane	HKG-LUX-ADD/ALG/BGW/BJL/ CMN/COO/DAR/DKR/EB/EBL/ ISB/JUB/LUN	80T



# Lift Capacity – Export to Africa

Region	Departure	Airline	Flight	Route	Volume/Month
Africa	Guangzhou	TK	Daily Passenger/ Cargo Plane	CAN-IST-JNB/CPT/DUR/ACC/ MPM/LOS/KAN/DSS/ALG/DLA/ FIH/NBO/LBV/EBB	80T
		QR	Daily Passenger/ Cargo Plane	CAN-DOH-JNB/CPT/CMN/ACC/ ADD/ALG/EBB/KGL/MPM/NBO/ WDH	40T
		ET	D123457 Cargo Plane	CAN-ADD-JNB/CPT/ABV/ACC/ DSS/DAR/FBM/LOS/LUN/GBE/ JIB/JUB/LBV/NIM	50T
	Shanghai	TK	Daily Passenger/ Cargo Plane	HKG-IST-JNB/CPT/DUR/ACC/ MPM/LOS/KAN/DSS/ALG/DLA/ FIH/NBO/LBV/EBB	100T
		EK	Daily Passenger/ Cargo Plane	PVG-DXB-NBO/CMN/EBB/LOS/ DAR/ADD/JNB/CAI/ALG	40T
	Xiamen	CV	D46 Cargo Plane	HKG-LUX-ADD/ALG/BGW/BJL/ CMN/COO/DAR/DKR/EB/EBL/ ISB/JUB/LUN	40T

**Total: 1680T/Month**

# Lift Capacity – Export to Central Asia

Region	Departure	Airline	Flight	Route	Volume/Month
Central Asia	Hongkong	RU	Daily Cargo Plane	HKG-FRA-KUN/MSQ/KBP/ BQT/GME	90T
		TK	Daily	HKG-IST-GYD/MSQ/TBS/ ALA/TSE/FRU/ASB/KBP/ TSA/NAJ/DYU	100T
		QR	Daily	HKG-DOH-IST/KBP	50T
		W5	Daily	HKG-BKK-IKA-EVN	20T
		HX	147	HKG-ALA	50T
		7L	234567	HKG-GYD/ALA	20T
		CV	Daily Cargo Plane	HKG-LUX-GYD/ALA	20T
		7C	Daily	HKG-DXB-TBS-EVN	10T

# Lift Capacity – Export to Central Asia

Region	Departure	Airline	Flight	Route	Volume/Month
Central Asia	Guangzhou	TK	Daily	HKG-IST-GYD/MSQ/TBS/ ALA/TSE/FRU/ASB/KBP/ TSA/NAJ/DYU	100T
		QR	Daily	HKG-DOH-IST/ODS/KBP	40T
	Shanghai	TK	Daily	HKG-IST-GYD/MSQ/TBS/ ALA/TSE/FRU/ASB/KBP/ TSA/NAJ/DYU	90T
		RU	Daily Cargo Plane	HKG-FRA-KUN/MSQ/KBP/ BQT/GME	70T

**Total: 660T/Month**

2017 Seafreight ranking in China: No. 10

2017 Annual Seafreight Volume: 870,000 (TEU)



Key Carriers	TEUs in 2017
MAERSK	97218
MSC	72804
ONE	65656
YML	60374
OOCL	55289
CMA	53951
HPL	48894
EMC	47720
HMM	35652
APL	34960
COSCO	29076
HAMBURG SUD	17864
ZIM	13405
MCC	13048
PIL	11471
WHL	10031
others	156000

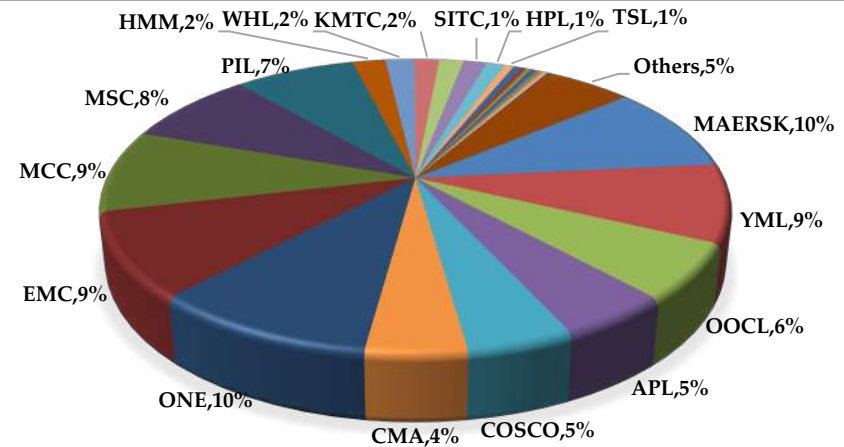
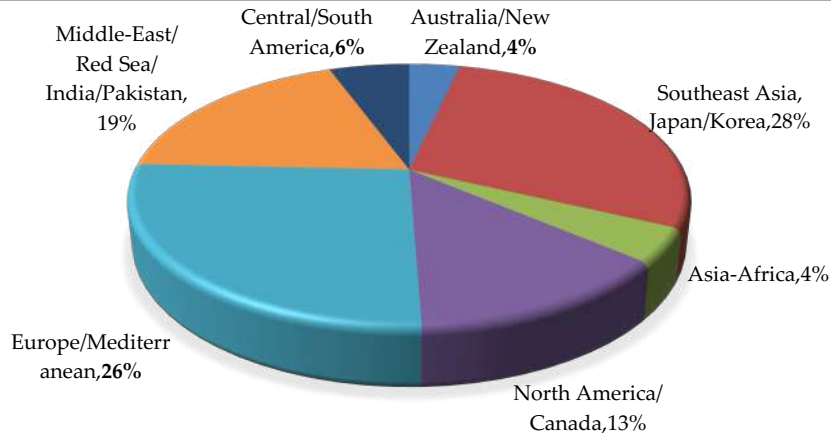
Port	N America	Oceania	Sub-India & Gulf
Dalian	MSK/MSC	MSK/MSC	MSC/COSCO
Tianjin	MSC/ONE/HMM	MSC/EMC/HBS	MSC/COSCO/EMC
Qingdao	MSC/MSK/OOCL/ ONE/COSCO	HBS/EMC/MSC	MSC/COSCO
Shanghai	MSK/CMA/EMC	HBS/EMC/HMM	MSC/COSCO/EMC/YML
Ningbo	MSK/CMA/EMC	HBS/EMC/HMM	MSC/COSCO/EMC
Xiamen	MSK/EMC/OOCL	OOCL/ONE	OOCL/EMC/YML
Guangzhou	OOCL/MSC	APL/EMC/HBS	COSCO/MSC/HMM
Shenzhen/Hongkong	EMC/MSC/SML	HBS/EMC/MSC/COSCO/APL	EMC/MSC/EMC

Port	N.E Asia	Euro & Med	Africa	Latin
Dalian	HEUNG-A/COSCO	COSCO/MSC	MSC	COSCO/MSC
Tianjin	Heung-A/ EMC/ONE/SITC	COSCO/MSC/ ONE/MSK	MSC/MSK/PIL	HMM/COSCO/MSC
Qingdao	COSCO/OOCL	APL/MSC/HPL	CMA/MSC/MSK/PIL	MSC/MSK
Shanghai	MCC/EMC/APL/ KMTTC/SITC	COSCO/MSC/ MSK/EMC/CMA	CMA/MSK/PIL	MSC/EMC/HPL
Ningbo	MCC/EMC/APL/ KMTTC/SITC	COSCO/MSC/MSK/ EMC/CMA	CMA/MSK/PIL	MSC/EMC/HPL
Xiamen	MCC/OOCL/APL	OOCL/MSK/ ONE/EMC	MSK/MSC/CMA	EMC/COSCO/MSC
Guangzhou	APL/EMC/ SITC/COSCO	MSC/ONE/EMC	MSC/PIL/HPL/MSK	MSC/EMC/HPL
Shenzhen/Hongkong	APL/EMC/ZIM/ ONE/TSL/MCC	EMC/MSC/CMA/ONE	MSC/HPL	MSC/EMC/HPL

# Lift Capacity - Seafreight



- Import & Export Volume: 870,000TEU/ 2017
- Main shipping lines : MSK, YML, OOCL, EMC, APL, COSCO, CMA, ONE, MCC, MSC.
- Route: Southeast Asia, Japan/Korea, Europe/Mediterranean, Middle-East/Red Sea, India/Pakistan, North America/Canada, Central/South America, Australia/New Zealand, Asia-Africa.



# Lift Capacity - Seafreight

Main Port	Shipping Company	TEUs/Month
Xiamen	OOCL/APL/EMC/MCC/TSL/MSK	5500
Guangzhou	OOCL/EMC/COSCO/MSC/MCC/ONE	2000
Shenzhen/Hongkong	MSC/EMC/ONE/TSL/APL/MCC	4900
Shanghai	MSK/EMC/APL/MSC/OOCL/HPL/ CMA/ONE/YML/HMM	40000
Ningbo	MSK/EMC/APL/OOCL/CMA/HPL/ONE	15000
Nanjing	HMM/MSK/COSCO/KMTC	1875
Qingdao	MSC/EMC/APL/OOCL/ONE/HMM	8000
Tianjin	MSK/EMC/MSC/ONE/HEUANG-A	1000
Dalian	MSC/EMC/TSL/COSCO/KMTC	875



# Agents for Air Carriers

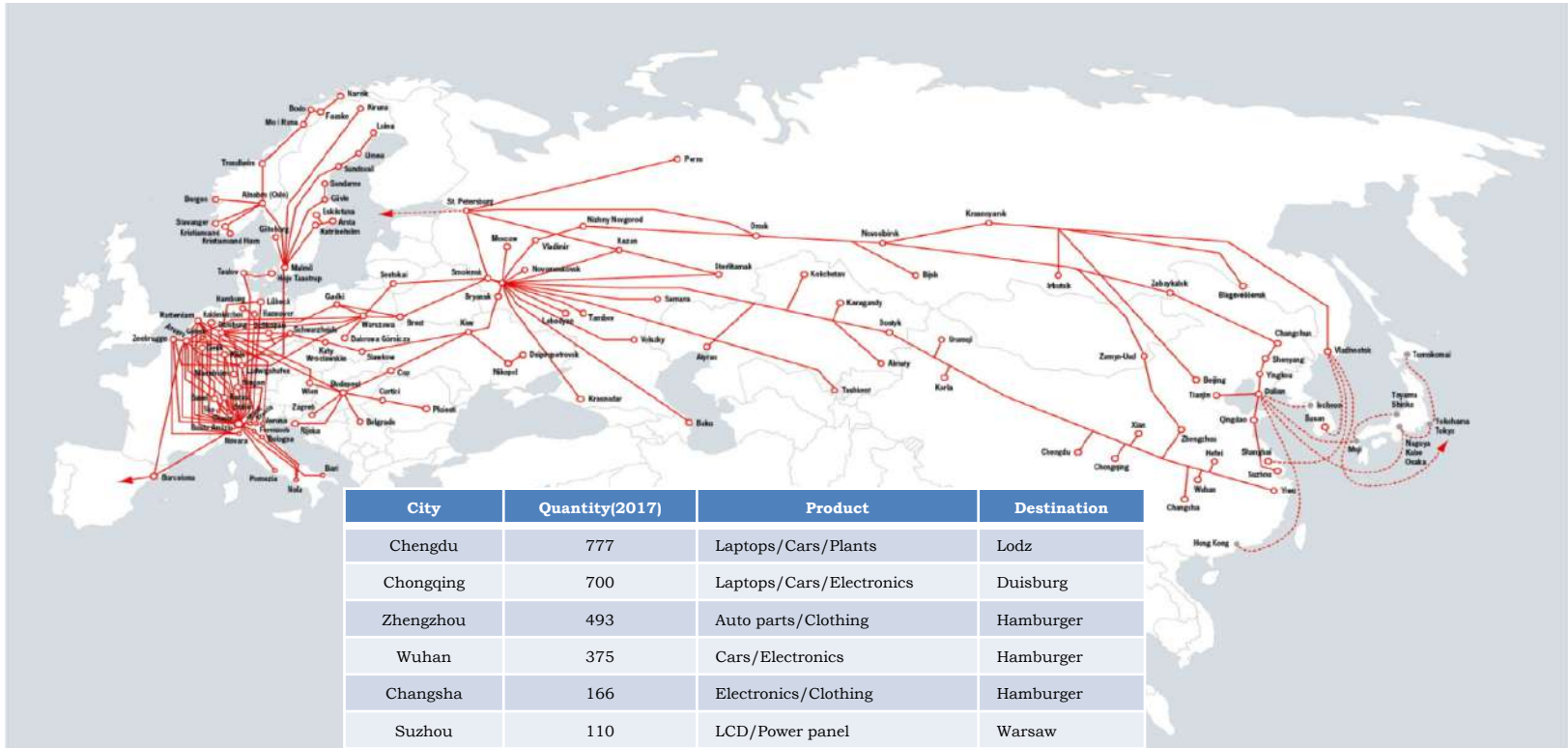
CTS • Logistics



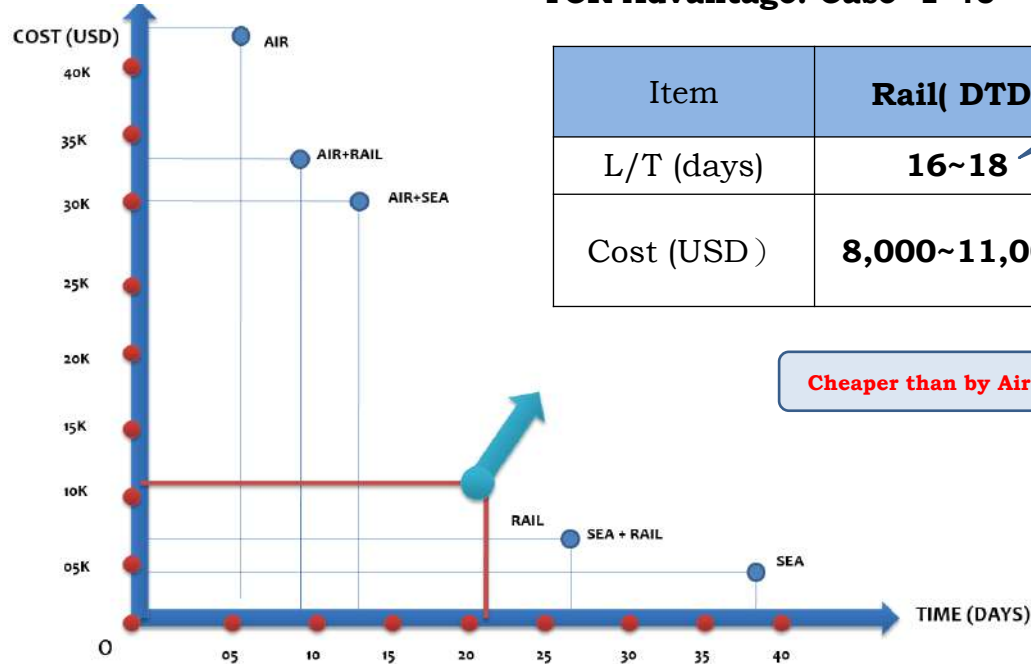
# Agents for Ocean Carriers



# China EU Railway



## TCR Advantage: Case 1\*40'



Item	Rail( DTD)	Air(PTP)	Ocean(PTP)
L/T (days)	<b>16~18</b>	5~8	28~35
Cost (USD)	<b>8,000~11,000</b>	40,000~50,000	2,500~3,500

Faster than by Ocean (10days faster) !

Cheaper than by Air (24% of Air cost )

# Agents for Railway Carriers

CTS • Logistics



- Heave and oversize cargo transportation
- General cargo liner/ Charter transportation
- Container FCL/LCL transportation
- Road/barge transportation
- Airfreight/port operation
- Agent for customs declaration and insurance
- Crane service & Site installation
- Packing & checking before shipment



# Project Logistics Illustrations



## Professional team in Aerospace:

- More than 20 years experience in aerospace logistics service
- Focus on design and customized logistics project
- Cover domestic and foreign airlines/  
Aircraft maintenance/MRO SHOP
- Line/Component/Engine maintenance
- Inventory management/Aircraft interior

## Service for Aerospace customers:

- Resident customs declaration service
- Dangerous cargo packing service
- Oversize cargo service
- Luggage service
- Door to door service

Aerospace Customer





# Aerospace Logistics Illustrations



## Regional Brokerage

- Brokerage Departments

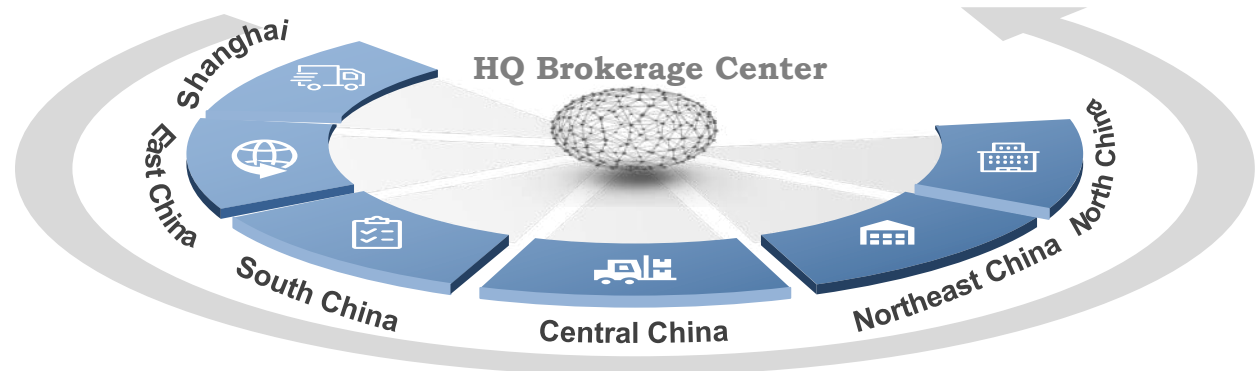
Dedicated team of experts with professional knowledge of clearance requirements, trade management, as well as logistics services.

- Compliance Team

Assisting clients to navigate the myriad of complex and changing regulations and paperwork

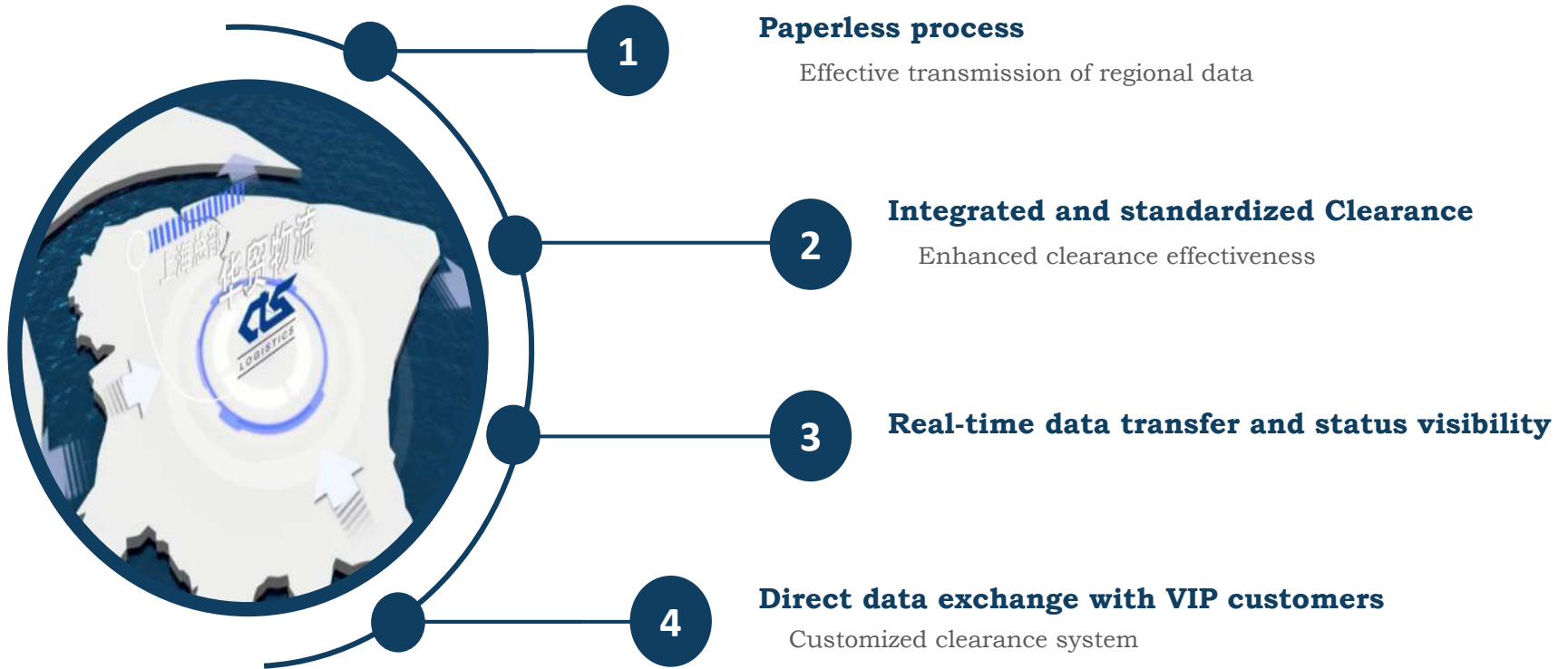
## Centralized Brokerage Management Center

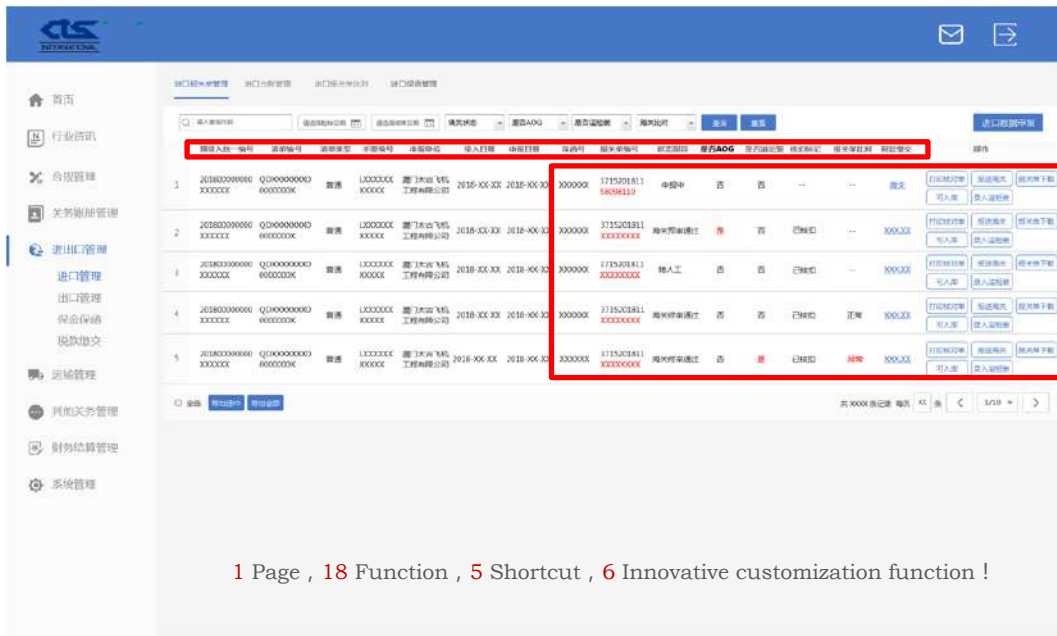
Highly centralized and well coordinated in-house brokerage firm , dedicated to visible and effective brokerage activities and trade compliance in an organized and controlled fashion.





More than 30 branches for brokerage business





## Import declaration form Management

- ✓ Inquire import business by customer code
- ✓ Tracking status of declaration
- ✓ Show duty and tax for import shipment
- ✓ Letter of guarantee
- ✓ AOG
- ✓ Auto compare for declaration data
- ✓ Download form from customs directly

1 Page , 18 Function , 5 Shortcut , 6 Innovative customization function !

# Domestic Transportation

- Own Trucks: around 500
- Access to over 1000 trucks
- Visibility for the whole route
- Security Systems
- Nationwide dispatch

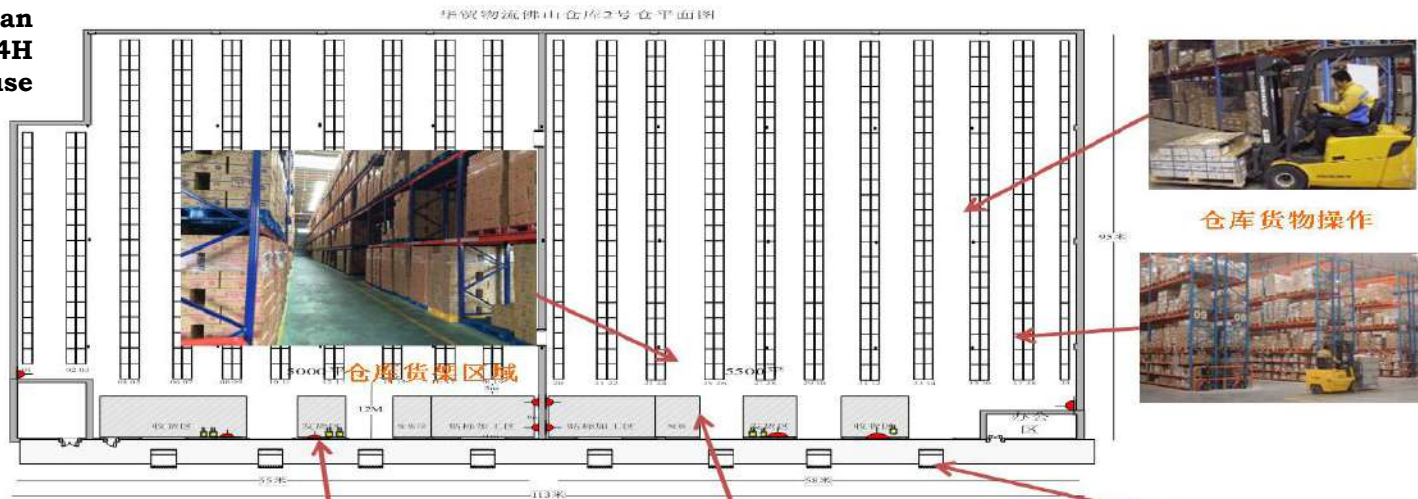


# Warehouse Resources

Location	Function	Area (SQ Meters)
Shanghai	Air Freight	11,000
	Sea Freight, Logistics	33,000
Shenzhen	Logistics	24,000
	Air Freight	
Foshan	Logistics	40,000
HongKong	Logistics	58,000
	Air Freight	3,000
Wuxi	Logistics	6,500
Nanjing	Logistics	3,800
Jiangmen	Logistics	15,000
Xiamen	Container Yard	22,000

Location	Function	Area (SQ Meters)
America	Air and Sea, Logistics	10,000
Italy	Air Freight	7,000
Singapore	Logistics	3,000
Sydney	E-commerce, Logistics	10,000
Melbourne	E-commerce, Logistics	8,000

CTS Foshan  
7x24H  
Warehouse



仓库货物操作



贴标检验操作区域



收发货操作区域



仓库收发货平台

6/8/2018



## Warehouse:

CCTV

Sensor

Security personnel

Record & process for Visitors

## Transportation:

GPS

Fully enclosed van

Whole course high speed

Transportation insurance

Camera

Driver background survey

Driver training

Vehicle maintenance and repair



## China Special Article Logistics Co., Ltd.

A leading and highly respected logistics group specialized in such services as engineering logistics, dangerous goods logistics, railway logistics and international shipping.

China Special Article Logistics, with a staff force of + 600 people, is headquartered in Beijing, with subsidiaries in Hunan and Guangxi and Shanghai.

<http://www.csalc.cn/en/index.aspx>



Headquarters in Beijing



State Grid Project

## Divine-Phoenix Logistics Group

Divine-Phoenix is the top 1 licensed bonded CFS & Warehousing operator in the city of Shanghai, providing public inbound CFS de-consolidation Service.

Divine-Phoenix bonded warehouse has a total floor space of 42,000 m<sup>2</sup> & indoor storage space of 18,000 m<sup>2</sup> with 400 m<sup>2</sup> certified D.G storage.

[http://www.dvphoenix.com/ver\\_en/access/](http://www.dvphoenix.com/ver_en/access/)



# Selected Clients

CTS • Logistics



**Thank you**

